

TRAVIS COUNTY ESD #3 BOARD MEETING

TABLE OF CONTENTS

December 28, 2020

1. Agenda	page 1
2. Minutes from November 23, 2020	pages 2 - 3
3. Treasurer's Report	pages 4 - 12
4. Payments over \$2,000	page 13
5. Investment Officer's Report	page 14
6. Sales Tax Statistics	pages 15 - 25
7. Chief's Monthly Status Report	pages 26 - 29

NOTICE IS HEREBY GIVEN that the Board of Emergency Services Commissioners of Travis County Emergency Services District No. 3 (TCESD3) will hold a regular meeting at 7:00 p.m. on Monday, December 28, 2020. On March 16, 2020, in accordance with Texas Government Code § 418.016, Governor Abbott suspended various provisions of the Open Meetings Act that require government officials and members of the public to be physically present at a specified meeting location due to the COVID-19 virus. Pursuant to that suspension, members of the public will not be allowed to attend this regular meeting in person.

The public may view this regular meeting while in progress online at the following web address:
<https://us02web.zoom.us/j/81501837394?pwd=Yy9WbzJkOHI0TnMwSTdDaW5kWHpzUT09>

An electronic copy of the agenda and its published contents can be found at:
<http://www.oakhillfire.org/esddocs/Meetings/ESD Board Package 20201228.pdf>

Please note that members of the public who wish to communicate to the Commissioners during the "Public Comments" item (#3) on the agenda may do so by selecting the "Raise Hand" icon on their screen and standby for acknowledgement.

The subject of and matters to be considered at said meeting include, among other business, the following:

1. Call to order.
2. Proof of quorum.
3. **Comments from the Public:** Receive comments from visitors and a response once acknowledged.
4. Review and approve the minutes of the November 23, 2020 regular meeting of the District.
5. Review and approval of the Treasurers' monthly report for November 2020.
6. Approve payments over \$2,000 from November 19th to December 21, 2020.
7. Review and Approve Investment Officers Report for November 30, 2020
8. Review Sales Tax Statistics
9. Review of Chief's Monthly Status Reports
 1. Significant incident runs;
 2. Statistics;
 3. Special Project Updates
10. Other Business:
 1. Report on any ESDCC activities. Announcement of the next ESDCC meeting dates.
 2. Commissioner Announcements (no action will be taken on any such announcements).
11. Announcement of future meeting dates of the Board of ESD 03 Commissioners.
12. Adjourn.

By: _____ Herb Holloway, Business Manager

NOTE: The Board of Emergency Services Commissioners reserves the right to adjourn into Closed Meeting at any time during the course of this meeting to discuss any of the agenda items listed above as authorized by Texas Government Code, Section 551.071 (Consultation with Attorney), 551.072 (Deliberations about Real Property), 551.073 (Deliberations about Gifts and Donations), 551.074 (Personnel Matters), and 551.076 (Deliberations about Security Devices) or other applicable law. Each person, organization or group wishing to address the Board will be allowed a maximum of three (3) minutes to speak on items on the agenda or other business of the District. The speaker will give his/her name, address, organizational affiliation, if any, and indicate the subject he/she intends to address. The Board welcomes citizen comment on any issue, but the Open Meetings Act prohibits any board action on issues not posted on the agenda. The District reserves the right to terminate any presentation by a speaker if it is disruptive of the good conduct of the meeting, or is in violation of law.

The undersigned affirms and states that he posted or caused to be posted a true and correct copy of the foregoing notice at a place convenient to the public at the Travis County ESD3 Administrative Office, 4111 Barton Creek Boulevard, Travis County, Texas, a location within said Travis County Emergency Services District Number 3 at _____ .M. on December 22, 2020

By: _____ Herb Holloway, Business Manager

Minutes of Travis County Emergency Services District #3

November 23, 2020

Attached to and incorporated into these minutes is a copy of the official agenda for the November 23, 2020 meeting.

The meeting was held electronically via a ZOOM connection and not in person, due to the COVID pandemic.

Under Agenda Items 1 & 2: Commissioner President Edd New called the Travis County Emergency Services District #3 (TCESD# 3, the District) Board of Commissioners' regular meeting to order at 7:01 p.m. via a ZOOM connection. A quorum was established with Commissioners Carroll Knight, David Detwiler, John Villanacci and Matt Escobedo present.

Fire department personnel present at the meeting included: Chief Wittig, Business Manager Holloway and Battalion Chief J.D.

Under Agenda Item 3: There were no Visitors comments.

Under Agenda Item 4: Commissioner Detwiler moved to approve the October 26, 2020 regular meeting minutes. Commissioner Villanacci seconded the motion, which carried unanimously.

Under Agenda Item 5: The October Treasurers monthly reports were reviewed. Commissioner Villanacci moved to approve. Commissioner Knight seconded the motion, which carried unanimously.

Under Agenda Item 6: Checks and distributions over \$2,000 were reviewed for the period of October 23rd to November 19, 2020. Commissioner Knight moved to approve. Commissioner Villanacci seconded the motion, which carried unanimously.

Under Agenda Item 7: The Investment Officers Reports was reviewed and discussed. Commissioner Escobedo moved to approve. Commissioner Villanacci seconded the motion, which carried unanimously.

Under Agenda Item 8: The Commissioners reviewed the Sales Tax Status Report for October.

Under Agenda Item 9: Chief Wittig presented the Monthly Status Report for October.

Under Agenda Item 10: No other business or ESDCC activities to report.

Under Agenda Item 11: It was announced that the next REGULAR Board meetings of TCESD#3 would be held December 28, 2020, January 25th and February 22, 2021 at Station 302.

Under Agenda Item 15: Meeting was adjourned at 7:52 p.m.

NOTICE IS HEREBY GIVEN that the Board of Emergency Services Commissioners of Travis County Emergency Services District No. 3 (TCESD3) will hold a regular meeting at 7:00 p.m. on Monday, November 23, 2020. On March 16, 2020, in accordance with Texas Government Code § 418.016, Governor Abbott suspended various provisions of the Open Meetings Act that require government officials and members of the public to be physically present at a specified meeting location due to the COVID-19 virus. Pursuant to that suspension, members of the public will not be allowed to attend this regular meeting in person.

The public may view this regular meeting while in progress online at the following web address:
<https://us02web.zoom.us/j/81501837394?pwd=Yy9WbzJkOHItnMwSTdDaW5kWHpzUT09>

An electronic copy of the agenda and its published contents can be found at:
<http://www.oakhillfire.org/esddocs/Meetings/ESD Board Package 20201123.pdf>

Please note that members of the public who wish to communicate to the Commissioners during the "Public Comments" item (#3) on the agenda may do so by selecting the "Raise Hand" icon on their screen and standby for acknowledgement.

The subject of and matters to be considered at said meeting include, among other business, the following:

1. Call to order.
2. Proof of quorum.
3. **Comments from the Public:** Receive comments from visitors and a response once acknowledged.
4. Review and approve the minutes of the October 26, 2020 regular meeting of the District.
5. Review and approval of the Treasurers' monthly report for October 2020.
6. Approve payments over \$2,000 from October 23rd to November 19, 2020.
7. Review and Approve Investment Officers Report for October 31, 2020
8. Review Sales Tax Statistics
9. Review of Chief's Monthly Status Reports
 1. Significant incident runs;
 2. Statistics;
 3. Special Project Updates
10. Other Business:
 1. Report on any ESDCC activities. Announcement of the next ESDCC meeting dates.
 2. Commissioner Announcements (no action will be taken on any such announcements).
11. Announcement of future meeting dates of the Board of ESD 03 Commissioners.
12. Adjourn.

By: _____ Herb Holloway, Business Manager

NOTE: The Board of Emergency Services Commissioners reserves the right to adjourn into Closed Meeting at any time during the course of this meeting to discuss any of the agenda items listed above as authorized by Texas Government Code, Section 551.071 (Consultation with Attorney), 551.072 (Deliberations about Real Property), 551.073 (Deliberations about Gifts and Donations), 551.074 (Personnel Matters), and 551.076 (Deliberations about Security Devices) or other applicable law. Each person, organization or group wishing to address the Board will be allowed a maximum of three (3) minutes to speak on items on the agenda or other business of the District. The speaker will give his/her name, address, organizational affiliation, if any, and indicate the subject he/she intends to address. The Board welcomes citizen comment on any issue, but the Open Meetings Act prohibits any board action on issues not posted on the agenda. The District reserves the right to terminate any presentation by a speaker if it is disruptive of the good conduct of the meeting, or is in violation of law.

The undersigned affirms and states that he posted or caused to be posted a true and correct copy of the foregoing notice at a place convenient to the public at the Travis County ESD3 Administrative Office, 4111 Barton Creek Boulevard, Travis County, Texas, a location within said Travis County Emergency Services District Number 3 at _____ .M. on November 20, 2020.

By: _____ Herb Holloway, Business Manager

Travis County ESD#3
Balance Sheet Prev Year Comparison

As of November 30, 2020

	Nov 30, 20	Nov 30, 19	\$ Change
ASSETS			
Current Assets			
Checking/Savings			
110 - WF ADVISORS - Cash Sweep	68,574.21	1,763,177.07	-1,694,602.86
100 WF Money Market 8960	3,143,592.07	2,138,464.97	1,005,127.10
102 WF Checking Plus 8760	-1,367,502.16	46,915.98	-1,414,418.14
103 WF RESERVE Savings 7928	792,715.44	792,584.71	130.73
104 WF General CDs	1,470,007.00	0.00	1,470,007.00
105 WF RESERVE CDs	735,000.00	490,000.00	245,000.00
107 WF 2005 & 2013 Bond Debt	12,133.06	11,842.68	290.38
108 TexPool Investment 001	2,912,860.75	2,894,607.55	18,253.20
109 TexPool RESERVE 002	601,194.19	597,426.81	3,767.38
115 Petty Cash	145.00	145.00	0.00
Total Checking/Savings	8,368,719.56	8,735,164.77	-366,445.21
Accounts Receivable			
125 Accounts Receivable	50,260.15	117,616.91	-67,356.76
Total Accounts Receivable	50,260.15	117,616.91	-67,356.76
Other Current Assets			
Due from Gen. Fund to Debt Serv	2,972.00	2,972.00	0.00
123 - Sales Tax Receivable	643,536.43	643,536.43	0.00
1021 Texas Compt. Reserve Acct	7,521.50	7,679.45	-157.95
120 A/R Property Taxes 1yr +	49,494.69	49,494.69	0.00
121 Allowance for Doubtful A/Cs	-9,923.00	-9,923.00	0.00
131 - Prepaid Expenses	131,884.14	131,884.14	0.00
Total Other Current Assets	825,485.76	825,643.71	-157.95
Total Current Assets	9,244,465.47	9,678,425.39	-433,959.92
Fixed Assets			
Land and Land Improvements	1,350,661.00	1,350,661.00	0.00
Fire Trucks and Vehicles	2,874,056.93	2,874,056.93	0.00
Office and Other Equipment	478,420.24	478,420.24	0.00
Buildings	6,087,879.56	6,087,879.56	0.00
Accumulated Depreciation	-4,315,342.53	-4,315,342.53	0.00
Total Fixed Assets	6,475,675.20	6,475,675.20	0.00
TOTAL ASSETS	15,720,140.67	16,154,100.59	-433,959.92

Travis County ESD#3
Balance Sheet Prev Year Comparison
As of November 30, 2020

	Nov 30, 20	Nov 30, 19	\$ Change
LIABILITIES & EQUITY			
Liabilities			
Current Liabilities			
Other Current Liabilities			
Accounts Payable - Audit	52,185.50	52,185.50	0.00
Due to Debt Serv. from Gen. Fun	2,972.00	2,972.00	0.00
200 Deferred Revenue - Prop Tax	39,572.03	39,572.03	0.00
260 Accrued salaries payable	108,569.79	108,569.79	0.00
Total Other Current Liabilities	203,299.32	203,299.32	0.00
Total Current Liabilities	203,299.32	203,299.32	0.00
Long Term Liabilities			
Accrued Vacation Payable	282,529.00	282,529.00	0.00
2013 Limited Bonds	1,130,000.00	1,435,000.00	-305,000.00
Total Long Term Liabilities	1,412,529.00	1,717,529.00	-305,000.00
Total Liabilities	1,615,828.32	1,920,828.32	-305,000.00
Equity			
Investment in Fixed Assets	5,447,721.41	5,142,721.41	305,000.00
Fund Balance - Debt Serv. Fund	10,218.00	10,218.00	0.00
Fund Balance - Unassigned	5,627,451.78	5,627,451.78	0.00
Fund Balance - Assigned	4,874,224.88	3,520,335.49	1,353,889.39
Net Revenue	-1,855,303.72	-67,454.41	-1,787,849.31
Total Equity	14,104,312.35	14,233,272.27	-128,959.92
TOTAL LIABILITIES & EQUITY	15,720,140.67	16,154,100.59	-433,959.92

Travis County ESD#3
Revenue & Expense Prev Year Comparison
November 2020

	Nov 20	Nov 19	\$ Change
Revenue and Expense			
Revenue			
407 INTEREST	774.70	6,336.22	-5,561.52
410 PROPERTY TAX	26,727.95	86,149.45	-59,421.50
415 SALES TAX ALLOCATION	350,762.41	358,820.89	-8,058.48
435 FACILITY RENTAL	0.00	30,150.00	-30,150.00
470 FIRE ACADEMY FEES	12,450.00	24,900.00	-12,450.00
471 EMT SCHOOL FEES	-31.30	75.00	-106.30
490 WORKERS' COMP RECEIPTS	0.00	162.30	-162.30
Total Revenue	390,683.76	506,593.86	-115,910.10
Expense			
500 COST OF REVENUE ACQUISITION	8,015.25	8,176.42	-161.17
600 EMERGENCY RESPONSE	1,454,960.79	18,144.01	1,436,816.78
630 CONTINUED EDUCATION	1,902.98	12,026.01	-10,123.03
640 HUMAN RESOURCES	344,023.33	353,240.40	-9,217.07
650 ADMINISTRATION	123,908.50	22,722.48	101,186.02
670 PREVENTION/PUBLIC EDUCATION	0.00	2,304.67	-2,304.67
685 MACKEY FIELD	1,325.00	0.00	1,325.00
Total Expense	1,934,135.85	416,613.99	1,517,521.86
Net Revenue (Loss)	-1,543,452.09	89,979.87	-1,633,431.96

Travis County ESD#3
Revenue & Expense Prev Year Comparison
 October through November 2020

	Oct - Nov 20	Oct - Nov 19	\$ Change
Revenue and Expense			
Revenue			
407 INTEREST	1,585.26	13,817.92	-12,232.66
410 PROPERTY TAX	28,948.76	91,844.53	-62,895.77
415 SALES TAX ALLOCATION	664,368.30	643,536.43	20,831.87
435 FACILITY RENTAL	0.00	30,450.00	-30,450.00
450 BILLING	906.92	0.00	906.92
470 FIRE ACADEMY FEES	23,198.77	49,800.00	-26,601.23
471 EMT SCHOOL FEES	4,151.10	10,225.00	-6,073.90
480 DONATIONS	0.00	40.00	-40.00
490 WORKERS' COMP RECEIPTS	0.00	620.90	-620.90
Total Revenue	723,159.11	840,334.78	-117,175.67
Expense			
500 COST OF REVENUE ACQUISITION	15,287.37	14,870.73	416.64
600 EMERGENCY RESPONSE	1,493,378.52	81,883.48	1,411,495.04
630 CONTINUED EDUCATION	15,364.50	21,313.55	-5,949.05
640 HUMAN RESOURCES	771,175.96	732,673.26	38,502.70
650 ADMINISTRATION	280,106.48	53,561.24	226,545.24
670 PREVENTION/PUBLIC EDUCATION	0.00	3,486.93	-3,486.93
685 MACKEY FIELD	3,150.00	0.00	3,150.00
Total Expense	2,578,462.83	907,789.19	1,670,673.64
Net Revenue (Loss)	-1,855,303.72	-67,454.41	-1,787,849.31

TCESD # 3 Certificate of Deposit Details

RESERVE SAVINGS CD's

#		Bought	Mature
YRC1	\$245,000.00	11/30/20	5/31/21
9PY9	\$245,000.00	11/30/20	6/2/21
9QJ7	\$245,000.00	11/30/20	1 yr

\$735,000.00

Yearly Return

YRC1	1st Nat of Amer
9PY9	BankUnited
9QJ7	Cathay Bank

GENERAL SAVINGS CD's

#		Bought	Mature
MPK3	\$245,007.00	2/5/20	2yr
AJM4	\$245,000.00	2/7/20	1.5yr
MH64	\$245,000.00	2/12/20	1yr
RNB6	\$245,000.00	2/12/20	1yr
EAG8	\$245,000.00	2/13/20	1yr
SKA8	\$245,000.00	2/14/20	1.25yr

\$1,470,007.00

Yearly Return

MPK3	Goldman Sachs
AJM4	BMW Bank
MH64	Mizuho Bank
RNB6	TCF Bank
EAG8	Morgan Stanley
SKA8	Pinnacle Bank

\$24,255

Total Debt Repayment Schedule															
Date	Firetrucks and Tower			Series 2003			Series 2005			Series 2013			TOTAL		
	Principal	Interest	Total	Principal	Interest	Total	Principal	Interest	Total	Principal	Interest	Total	Principal	Interest	Total
3/1/2013															
3/2/2013	75,858	15,124	90,983												
7/17/2013	24,672	15,244	39,917												
9/1/2013	165,000	3,011	168,011	65,000	4,100	69,100	50,000	38,975	88,975	280,000	46,086	326,086			474,058
3/1/2014					2,800	2,800		38,475	38,475		41,275	41,275			
7/17/2014	25,477	14,440	39,917							25,477	14,440	39,917			
3/2/2014	79,385	11,597	90,983							79,385	11,597	90,983			
9/1/2014				70,000	2,800	72,800	195,000	38,475	233,475	265,000	41,275	306,275			478,450
3/1/2015					1,400	1,400		36,525	36,525		37,925	37,925			
3/2/2015	83,077	7,905	90,983							83,077	7,905	90,983			
7/17/2015	26,307	13,610	39,917							26,307	13,610	39,917			
9/1/2015				70,000	1,400	71,400	200,000	36,525	236,525	270,000	37,925	307,925			476,750
3/1/2016								34,525	34,525		34,525	34,525			
3/2/2016	86,940	4,042	90,983							86,940	4,042	90,983			
6/1/2016	391,799	11,353	403,152							391,799	11,353	403,152			
9/1/2016				280,000						280,000			314,525		843,185
3/1/2017										31,725			31,725		
9/1/2017				280,000						31,725			31,725		
3/1/2018										28,925			28,925		
9/1/2018				290,000						28,925			28,925		
3/1/2019										26,025			26,025		
9/1/2019				300,000						26,025			26,025		
3/1/2020										21,525			21,525		
9/1/2020				305,000						21,525			21,525		
3/1/2021										16,950			16,950		
9/1/2021				310,000						16,950			16,950		
3/1/2022										12,300			12,300		
9/1/2022				320,000						12,300			12,300		
3/1/2023										7,500			7,500		
9/1/2023				335,000						7,500			7,500		
3/1/2024										2,475			2,475		
9/1/2024				85,000						2,475			2,475		
3/1/2025										1,200			1,200		
9/1/2025				80,000						1,200			1,200		
TOTAL	793,515	93,315	886,835	\$ 165,000	\$ 6,023	\$ 171,023	\$ 205,000	\$ 16,600	\$ 221,600	\$ 3,030,000	\$ 565,235	\$ 3,595,235	\$ 4,193,515	\$ 681,173	\$ 4,874,693

**TRAVIS COUNTY ESD #3
PROPERTY TAX REVENUE COLLECTION COMPARISON**

	FISCAL YEAR ENDING				Compared to prior year	
	2020		2021		Month \$	
	For all prior to 2019 taxes	For Prior 2020	For all prior to 2019 taxes	For Current 2020-2021		
OCT	537	6414	327	1733	-\$4,681	-73%
NOV	2709	120590	209	34489	-\$86,101	-71%
DEC	802	1187649			-\$1,187,649	-100%
JAN	1342	1195296			-\$1,195,296	-100%
FEB	504	200800			-\$200,800	-100%
MAR	677	29057			-\$29,057	-100%
APR	326	9006			-\$9,006	-100%
MAY	-8	15274			-\$15,274	-100%
JUN	71	10158			-\$10,158	-100%
JUL	16	10912			-\$10,912	-100%
AUG	26	496			-\$496	-100%
SEPT	229	3243			-\$3,243	-100%
YEAR	7231	2788895	536	36222	\$ (2,752,673)	
	\$	2,796,126	\$	36,758		
				2020-21 Tax Levy	\$2,905,974	

NET CERTIFIED TAXABLE PROPERTY VALUE UPDATES FROM TCAD

Rec'd	FISCAL YEAR ENDING				Inc/(Dec) from	
	2020		2021		Prior Year \$	Prior Year %
	2,018	2,019	2019	2020		
OCT	\$3,279,301,616	\$3,511,059,678	\$3,504,957,784	\$3,677,674,279	\$172,716,495	5%
NOV	\$3,279,301,616	\$3,511,059,678	\$3,504,932,084	\$3,642,730,490	\$137,798,406	4%
DEC	\$3,278,868,431	\$3,510,265,810			\$0	0%
JAN	\$3,278,868,431	\$3,508,671,588			\$0	0%
FEB	\$3,278,868,431	\$3,507,888,430			\$0	0%
MAR	\$3,507,006,601	\$3,617,849,388			\$0	0%
APR	\$3,278,814,181	\$3,506,665,640			\$0	0%
MAY	\$3,278,814,181	\$3,506,354,376			\$0	0%
JUN	\$3,278,202,948	\$3,506,162,885			\$0	0%
JUL	\$3,278,166,368	\$3,505,364,687			\$0	0%
AUG	\$3,278,236,478	\$3,505,423,273			\$0	0%
SEPT	\$3,504,957,784	\$3,677,674,279			\$0	0%

2018-2019 Tax Levy on 6,028 Parcels is \$3,281,236,467 at a tax rate of .0975

2019-2020 Tax Levy on 6,025 Parcels is \$3,504,957,784 at a tax rate of .0800

2020-2021 Tax Levy on 6,069 Parcels is \$3,677,674,279 at a tax rate of .0790

Travis County ESD#3
Profit & Loss
 October through November 2020

Oct - Nov 20

Revenue and Expense

Revenue

407 INTEREST	1,585.26
410 PROPERTY TAX	
4101 Prop Tax Current	28,607.27
4102 Prop Tax Prior	341.49
Total 410 PROPERTY TAX	28,948.76
415 SALES TAX ALLOCATION	664,368.30
450 BILLING	906.92
470 FIRE ACADEMY FEES	23,198.77
471 EMT SCHOOL FEES	
4735 - EMT Academy 24	4,151.10
Total 471 EMT SCHOOL FEES	4,151.10
Total Revenue	723,159.11

Expense

500 COST OF REVENUE ACQUISITION	
502 Sales Tax Collection Costs	15,287.37
Total 500 COST OF REVENUE ACQUISITION	15,287.37
600 EMERGENCY RESPONSE	
601 Apparatus	1,407,772.30
602 Pagers	24.00
603 Dispatch & Communications	32,935.88
604 Fuel	2,284.31
605 SCBA Maintenance	550.50
606 Vehicle Maint & Repairs	4,924.93
608 Vehicle Supplies	32,640.59
609 Uniforms & Protective Gear	3,525.08
611 Supplies - EMS	2,850.93
613 Auto Insurance	5,870.00
Total 600 EMERGENCY RESPONSE	1,493,378.52
630 CONTINUED EDUCATION	
631 Training - EMS	2,389.05
632 Training - Fire & Rescue	307.90
634 Fire Academy	7,169.09
635 EMT Certification School	
635 / 11 EMT-B Cert	470.84
635 EMT Certification School - Other	5,027.62
Total 635 EMT Certification School	5,498.46
Total 630 CONTINUED EDUCATION	15,364.50

Travis County ESD#3
Profit & Loss
 October through November 2020

Oct - Nov 20

640 HUMAN RESOURCES	
641 Benefits & Payroll Tax	186,665.03
642 Payroll	581,584.24
643 Volunteer & Emp Recognition	96.69
644 Certifications	2,830.00
Total 640 HUMAN RESOURCES	<u>771,175.96</u>
650 ADMINISTRATION	
651 Building Maint.	244,171.24
652 Office Supplies	587.91
653 Station Supplies	842.10
654 Bank Fees	345.31
655 Dues & Subscriptions	419.98
656 Information Technology	1,494.82
657 Postage & Handling	449.57
658 Property & Liability Insura	9,738.00
659 Professional Services	170.00
660 Public Notices/Articles	528.00
661 Telephone	886.79
662 Utilities	9,249.21
666 Contract Services	11,223.55
Total 650 ADMINISTRATION	<u>280,106.48</u>
685 MACKEY FIELD	
6851 Mackey Facility Building	3,150.00
Total 685 MACKEY FIELD	<u>3,150.00</u>
Total Expense	<u>2,578,462.83</u>
Net Revenue	<u><u>-1,855,303.72</u></u>

Checks over \$2,000 for the period of November 19 to December 22, 2020

<u>Date</u>	<u>Num</u>	<u>Name</u>	<u>Memo</u>	<u>Amount</u>
11/27/2020	draft	COSTCO - VISA	Numerous Charges	\$7,430.38
12/1/2020	transfer	Wells Fargo Money Market	To checking to cover December Expenses	\$450,000.00
12/2/2020	draft	Paychex	Employee 457 Contribution	\$11,904.28
12/2/2020	draft	Paychex	Employer 401 Matching	\$15,010.15
12/2/2020	draft	Paychex	Net Payroll	\$74,878.82
12/2/2020	draft	Paychex	Employment Taxes	\$26,025.14
12/11/2020	transfer	Wells Fargo Money Market	Number 1 Transfer to cover Sutphen Check	\$500,000.00
12/14/2020	transfer	Wells Fargo Money Market	Number 2 Transfer to cover Sutphen Check	\$500,000.00
12/15/2020	transfer	Wells Fargo Money Market	Number 3 Transfer to cover Sutphen Check	\$500,000.00
12/15/2020	draft	Paychex	Employee 457 Contribution	\$12,181.48
12/15/2020	draft	Paychex	Employer 401 Matching	\$15,586.67
12/15/2020	draft	Paychex	Net Payroll	\$77,834.56
12/15/2020	draft	Paychex	Employment Taxes	\$27,305.35
12/17/2020	16902	Braun and Butler Construction	Draw #3 on Circle Drive Expansion	\$119,766.50
12/17/2020	16909	GCP Association Services	Newsletter and Postage	\$2,363.46
12/17/2020	16916	Municipal Emergency Services	SCBA Maint.	\$2,566.68
12/17/2020	16925	Texas Association of Counties	Health Insurance	\$38,695.06
12/17/2020	16927	Terracon	Soil and Slab Engineering Circle Drive Expansion	\$3,323.50
12/17/2020	16930	The Hartford	Accident Insurance	\$4,159.39
12/17/2020	16931	Travis Central Appraisal Dist.	Fees	\$2,867.85
12/17/2020	16932	Truck City	Repair - Fuel Injectors - Brush Truck	\$3,204.58
12/17/2020	16934	VFIS of Texas	Quarterly - Auto and Commercial Insurance	\$15,548.00

TRAVIS COUNTY ESD #3 INVESTMENT REPORT

November 30, 2020

1. INVESTMENT POSITION

The District's Investments continue to be consistent with the Investment Policy of seeking safety of capital, liquidity, and return on investment. Thus, as of November 30, 2020, all funds were invested in either, Wells Fargo Bank's High Yield Money Market, Bond Debt Service Funds (secured by US Government agency obligations), Certificates of Deposit, Advisor Sweep account or Tex-Pool (The Texas Investment Pool service for Public Funds sponsored by the State Comptroller).

2. BOOK AND MARKET VALUES

Because of the nature of the District's Investments, book value and market value are the same for each fund, which had balances as of November 30, 2020 as follows (with the current rate of interest shown in parentheses):

Wells Fargo Advisor Sweep	\$ 68,574	(0.01%)
Wells Fargo MM	3,143,592	(0.01%)
Wells Fargo Reserve	792,715	(0.01%)
Wells Fargo General CDs	1,470,007	(1.50%)
Wells Fargo Reserve CDs	735,000	(0.05%)
2005/2013 Bond Debt Service	12,133	(0.16%)
Tex-Pool General Fund	2,912,861	(0.12%)
Tex-Pool Reserve	<u>601,194</u>	(0.12%)
Grand Total	<u>\$9,736,076</u>	

3. MATURITY DATES

All of the District's Investments are available for immediate withdrawal, except for the Bond Debt Service Funds which are set aside for payment on the respective Bonds and cannot be withdrawn by the District.

4. WELLS FARGO INVESTMENT ACCOUNTS

As of November 30, 2020 Wells Fargo held \$4,141,786 of total deposits of which FDIC insurance covered \$250,000 of those deposits. Deposits requiring collateral totaled \$3,891,786. As of November 30, 2020 BNY Mellon Bank held \$4,151,762 in fair market value FNMA and FNMS Notes in the Districts behalf for Wells Fargo Bank. Thus, the District is over collateralized in the amount of \$259,976.

5. POOLED INVESTMENTS (Tex-Pool)

Tex-Pool is managed by Federated Investors which seeks to maintain a "net asset value" of \$1 per unit. Historically it has done so, and continues to do so. Due to an increase in interest rates on Tex-Pools accounts to an average of 2.00% as of mid 2018, the Board approve a transfer from the Wells Fargo MM account to the Tex-Pool General Fund in the amount of \$2,800,000 and the Reserve Account of \$580,000. Current balances as of November 30, 2020 in each respective accounts are \$2,912,861 and \$601,194 with an effective interest rate of .12%.

Carroll D. Knight
Investment Officer

Oak Hill Fire Department
Travis County Emergency Services District #3

Station 301
Circle Drive
9211 Circle Drive
Austin, Texas 78736
512-288-5576
Fax 512-288-5903



Station 302
Barton Creek
4111 Barton Creek
Austin, Texas 78735
Admin 512-288-5534
Fax 512-288-5844

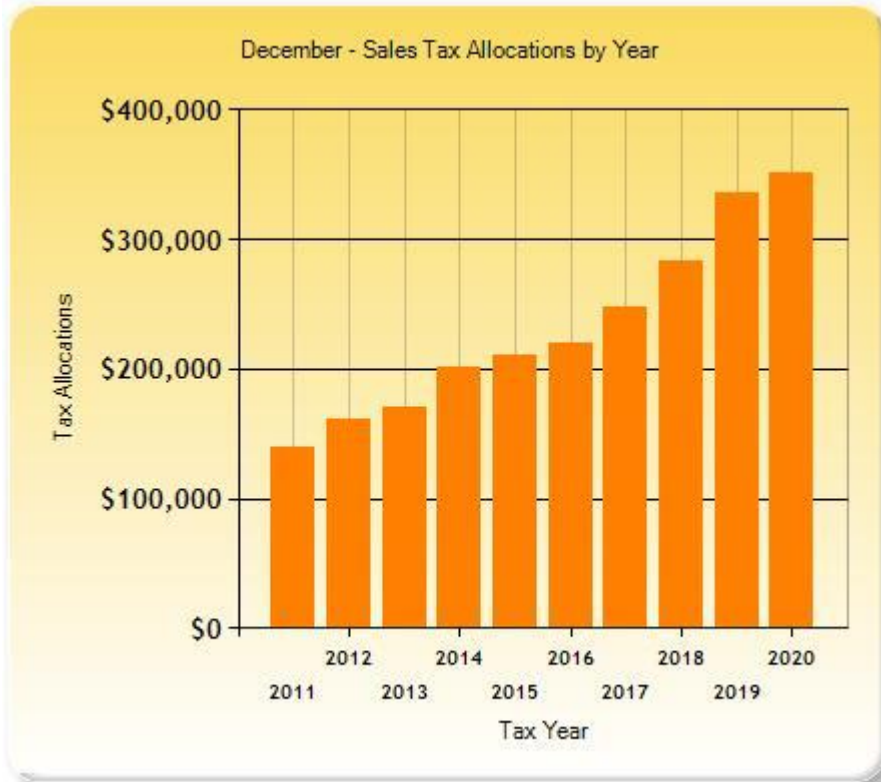
December 2020 Sales Tax Summary

Our December sales tax allocation was \$350,770. This was up 4.3% (+\$14,610) compared to December 2019 up 3.7% (+\$35,532) for the fiscal year to date. This was our highest ever December allocation.

Our top 10 large companies accounted for 55.2% (+\$72,782), our top 30 large companies accounted for 72.2% (+\$36,899), and our top 100 large companies accounted for 89.4% (+\$45,097) of our total fiscal year collections.

The out of state marketplace “Single Local Tax Rate” allocation for December was \$2,875 (+\$7,856 fiscal year to date).

The December allocation reflects sales made during the month of October. The data continues to show strong online retail trade performance. Our total annual sales tax allocation performance beginning from our implementation in 2004 is shown on the following page.



Like us on Facebook at www.facebook.com/OakHillFireDept or visit us online at www.OakHillFire.org and support us on Amazon Smile at: <https://smile.amazon.com/ch/20-8425823>

Yearly - Sales Tax Allocations - Past 20 Years

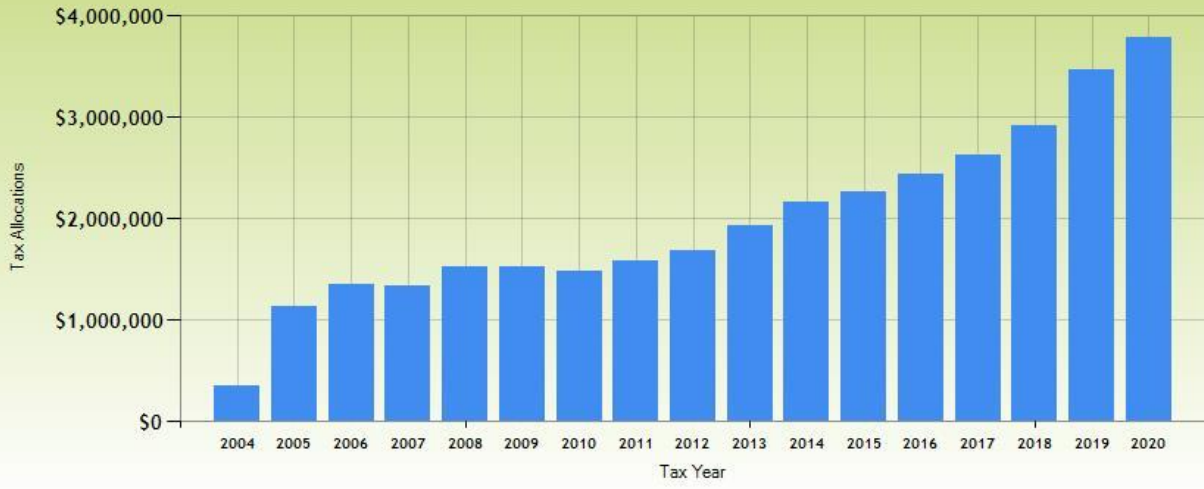


Chart Source: Municipal Advisory Council of Texas (mactexas.com)

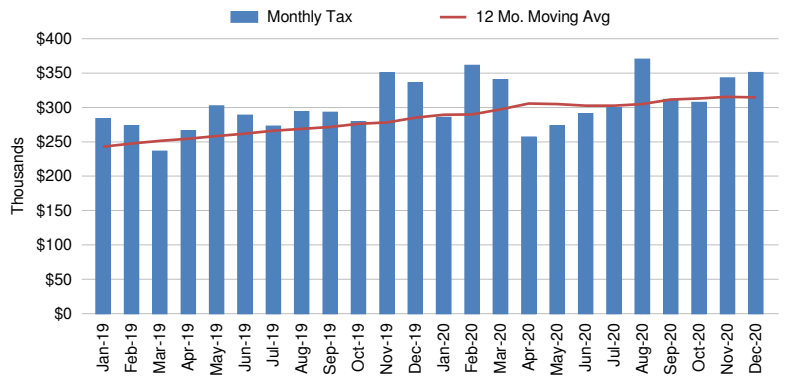
HdL Companies
SALES TAX SNAPSHOT
 Travis Co Esd 3

Dec-20

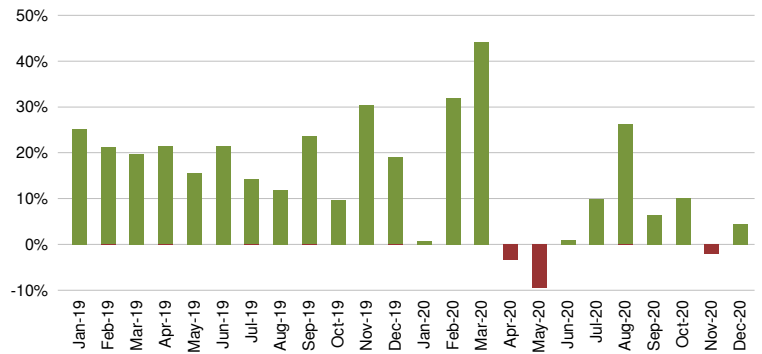
Sales Tax Net Payments

FY Mo.	FY2020	FY2021	YoY % Change
Oct	\$ 279,300	\$ 307,394	10.1%
Nov	\$ 350,192	\$ 343,019	-2.0%
Dec	\$ 336,160	\$ 350,770	4.3%
Jan	\$ 285,523		
Feb	\$ 361,184		
Mar	\$ 340,129		
Apr	\$ 256,978		
May	\$ 273,688		
Jun	\$ 291,021		
Jul	\$ 299,648		
Aug	\$ 370,269		
Sep	\$ 311,596		
FYTD	\$ 965,652	\$ 1,001,184	3.7%
FY Total	\$ 3,755,688		

Sales Tax Net Payments Trend



Sales Tax Net Payments Change - YoY



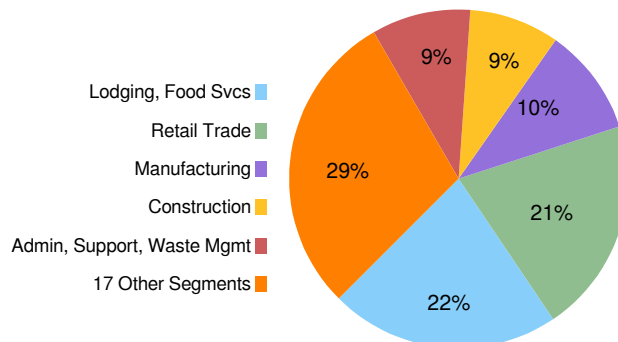
Top 10 Taxpayers

Rank	Company	FYTD Collections	% Total
1	OMNI BARTON CREEK, INC.		
2	MCCOY CORPORATION		
3	AMAZON FULFILLMENT SERVICES INC		
4	AUSTIN READY-MIX, LLC		
5	AMAZON.COM SERVICES INC (MARKETPLACE)		
6	CENTEX MATERIALS LLC		
7	BAREFOOT MOSQUITO AND PEST CONTROL INC		
8	TIME WARNER CABLE TEXAS LLC		
9	NEW CINGULAR WIRELESS PCS, LLC		
10	TOP CHOICE LAWN CARE, LLC		
Top 10 Companies		\$ 564,409	55.2%
3748 Other Large Companies		\$ 440,537	43.1%
Small Companies/Other		\$ 14,622	1.4%
Single Local Tax Rate (SLT)		\$ 2,875	0.3%
Total		\$ 1,022,444	100.0%

Industry Segment Collections Trend - YoY % Chg

SEGMENT	Jul	Aug	Sep	Oct	Nov	Dec
Lodging, Food Svcs	-2.5%	1.9%	-22.5%	26.5%	-6.1%	-9.2%
Retail Trade	55.5%	66.5%	58.0%	54.1%	64.4%	70.5%
Manufacturing	-3.9%	68.9%	27.2%	-2.3%	-18.8%	23.0%
Admin, Support, Waste Mgmt	-13.7%	6.9%	4.8%	-15.8%	10.6%	9.7%
Telecom	-6.1%	-5.2%	-41.3%	-50.3%	-45.1%	-44.3%
All Others	5.9%	24.8%	-0.3%	-0.6%	-23.9%	-15.3%
Total Collections	9.6%	26.1%	5.2%	9.5%	-3.6%	3.9%

Sales Tax Collections by Industry Segment



Travis Co Esd 3
SALES TAX PAYMENT DETAIL

Dec-20

Fiscal Year: Oct-Sep

COLLECTIONS	Dec-19	Dec-20	Chg. \$ Chg. %	Prior FYTD	Current FYTD	Chg. \$ Chg. %
Current Period	326,894	349,990	23,097 7.1%	938,426	1,004,941	66,515 7.1%
Prior Period	13,417	3,065	(10,352) -77.2%	43,478	3,483	(39,994) -92.0%
Future Period	1,147	1,267	119 10.4%	1,778	7,728	5,950 334.6%
Audit	29	845	816 2769.2%	1,278	(1,668)	(2,946) -230.5%
Unidentified	44	33	(11) -25.1%	108	103	(5) -4.6%
Single Local Tax Rate	1,167	2,875	1,708 146.4%	1,167	7,856	6,689 573.2%
TOTAL	342,698	358,075	15,377 4.5%	986,235	1,022,444	36,209 3.7%
Service Fee	(6,854)	(7,162)	(308) 4.5%	(19,725)	(20,449)	(724) 3.7%
Current Retained	(6,717)	(7,018)	(301) 4.5%	(19,330)	(20,040)	(710) 3.7%
Prior Retained	7,033	6,875	(158) -2.2%	18,472	19,229	757 4.1%
NET PAYMENT	336,160	350,770	14,610 4.3%	965,652	1,001,184	35,532 3.7%

Travis Co Esd 3
TOP 30 COMPANIES RANK and CHANGE SUMMARY
Dec-20

Fiscal Year: Oct-Sep

Rank*	Company	NAICS Key	Prior	Current	Change \$	Change %	Current Fiscal YTD % Total Collections
			Fiscal YTD Sales Tax Collections	Fiscal YTD Sales Tax Collections			
1	OMNI BARTON CREEK, INC.	22					
2	MCCOY CORPORATION	9					
3	AMAZON FULFILLMENT SERVICES INC	8					
4	AUSTIN READY-MIX, LLC	5					
5	AMAZON.COM SERVICES INC (MARKETPLACE)	9					
6	CENTEX MATERIALS LLC	5					
7	BAREFOOT MOSQUITO AND PEST CONTROL INC	18					
8	TIME WARNER CABLE TEXAS LLC	12					
9	NEW CINGULAR WIRELESS PCS, LLC	12					
10	TOP CHOICE LAWN CARE, LLC	18					
TOP 10 LARGE** COMPANIES			491,627	564,409	72,782	14.8%	55.2%
11	FP LEGACY LANDSCAPING LLC	25					
12	APPLE INC.	5					
13	A. M. PETROLEUM, INC.	9					
14	AUSTIN EAGLE MANAGEMENT SERVICES, LTD.	16					
15	PATRICIA R DABNEY	16					
16	AMAZON SERVICES LLC (MARKETPLACE)	17					
17	GROVE LANDSCAPES LLC	18					
18	ASAP STONE AND LANDSCAPE SUPPLY LLC.	9					
19	SOUTHWESTERN BELL TELEPHONE COMPANY	12					
20	CITY OF AUSTIN	24					
21	J MAASS INC	4					
22	CSS-CABINET SERVICE SOLUTIONS LLC	4					
23	SIGNS WEST, INC.	5					
24	HCBECK, LTD.	4					
25	COPPER ROCK NURSERY, LLC	9					
26	ENCORE EVENT TECHNOLOGIES, INC.	15					
27	CITY ELECTRIC SUPPLY COMPANY	17					
28	GAS PUMPERS, LTD.	22					
29	MOM'S CONVENIENCE STORE INC.	9					
30	PRASLA ENTERPRISE, A TEXAS FOR PROFIT CORPORA	9					
TOP 30 LARGE COMPANIES			700,949	737,848	36,899	5.3%	72.2%
TOP 100 LARGE COMPANIES			868,640	913,738	45,097	5.2%	89.4%
3,657 OTHER LARGE COMPANIES			108,675	91,208	(17,467)	-16.1%	8.9%
SMALL COMPANIES & OTHER			8,919	14,622	5,703	63.9%	1.4%
SINGLE LOCAL TAX RATE COLLECTIONS (SLT)				2,875	2,875	0.0%	0.3%
TOTAL COLLECTIONS			986,235	1,022,444	36,209	3.7%	100.0%
STATE COMPROLLER FEES			20,583	21,260	677	3.3%	2.1%
NET PAYMENTS			965,652	1,001,184	35,532	3.7%	97.9%

* Ranked by Total of Last Fiscal Year + Current Fiscal YTD

** Businesses whose detailed sales tax data is available

Travis Co Esd 3
INDUSTRY SEGMENT RANK & CHANGE

Dec-20

Fiscal Year: Oct-Sep

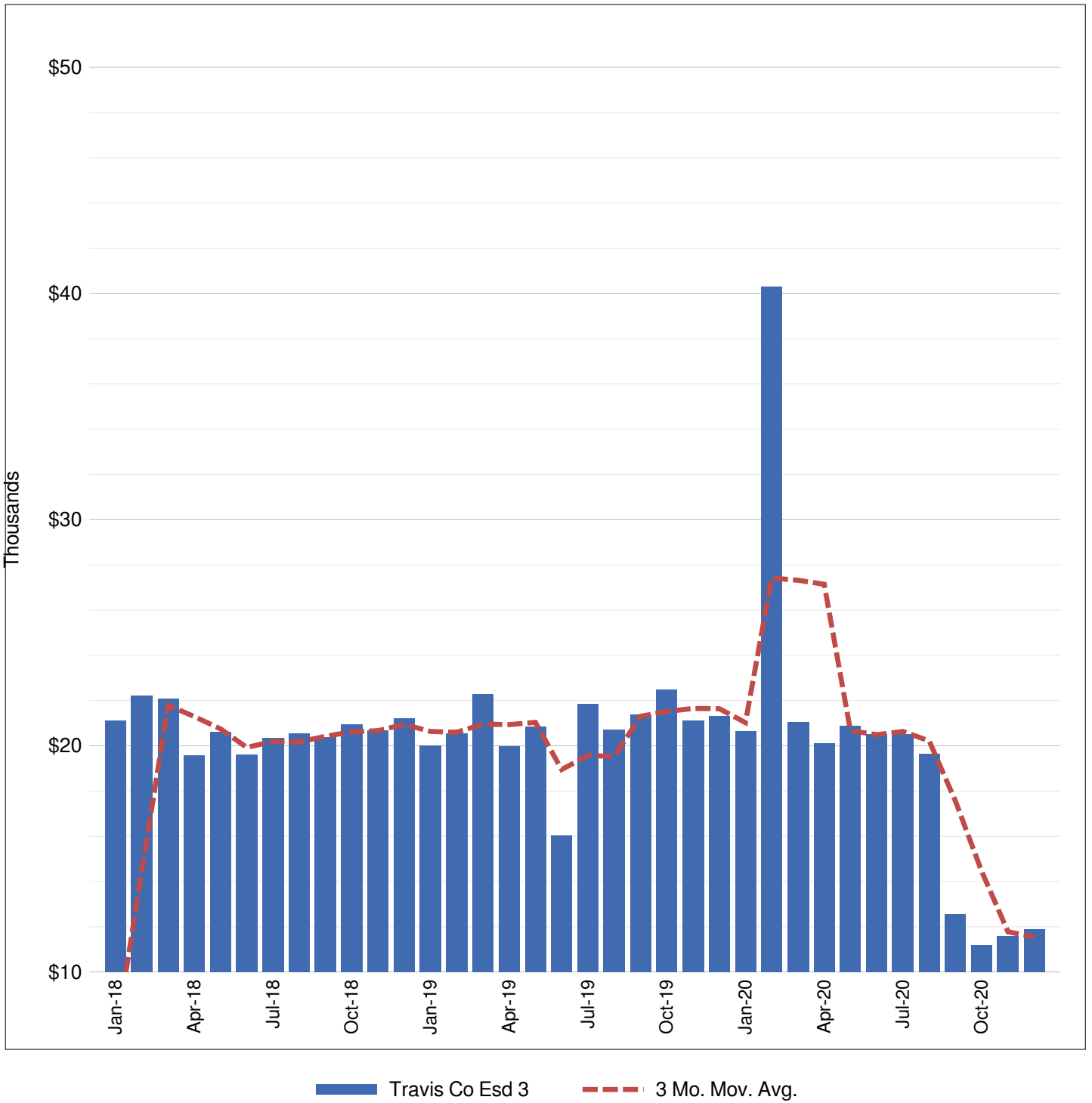
INDUSTRY SEGMENT*	% Total Current YTD Collections	Prior Fiscal YTD Sales Tax Collections	Current Fiscal YTD Sales Tax Collections	Change	
				\$	%
Lodging, Food Svcs	25.8%	257,915	259,293	1,378	0.5%
Retail Trade	25.5%	157,207	256,114	98,907	62.9%
Manufacturing	10.0%	100,135	100,884	749	0.7%
Admin, Support, Waste Mgmt	10.7%	106,476	107,120	645	0.6%
Telecom	3.4%	64,919	34,650	(30,269)	-46.6%
Top 5	75.4%	686,652	758,062	71,410	10.4%
Wholesale Trade	5.5%	38,353	55,219	16,866	44.0%
Construction	2.8%	77,734	28,198	(49,536)	-63.7%
Unidentified	5.2%	30,985	52,213	21,228	68.5%
Prof, Scientific, Tech Svcs	3.4%	35,789	33,737	(2,052)	-5.7%
Other Services	2.2%	22,603	21,708	(896)	-4.0%
Company, Enterprise Mgmt	0.7%	22,788	6,816	(15,973)	-70.1%
Real Estate, Rental, Leasing	0.5%	17,217	5,298	(11,919)	-69.2%
Ag, Forestry, Fishing, Hunting	0.7%	6,062	7,531	1,469	24.2%
Public Admin	0.8%	9,788	7,831	(1,957)	-20.0%
Recreation, Arts, Entmt	0.6%	7,068	6,176	(892)	-12.6%
Information excl. Telecom	0.6%	7,180	6,281	(900)	-12.5%
Utilities	0.7%	6,800	6,797	(3)	-0.0%
Transportation, Warehousing	0.7%	2,730	6,695	3,965	145.2%
Education Services	0.1%	1,515	883	(631)	-41.7%
Financial, Insurance	0.1%	3,092	989	(2,103)	-68.0%
Health Care, Social Assistance	0.0%	960	28	(932)	-97.1%
Mining, Oil/Gas Extr	0.0%		485	485	0.0%
All Other	24.6%	290,664	246,884	(43,780)	-15.1%
TOTAL COLLECTIONS	100.0%	977,316	1,004,946	27,630	2.8%

INDUSTRY SEGMENT	% Change from same month Prior Year					
	Jul	Aug	Sep	Oct	Nov	Dec
Lodging, Food Svcs	-2.5%	1.9%	-22.5%	26.5%	-6.1%	-9.2%
Retail Trade	55.5%	66.5%	58.0%	54.1%	64.4%	70.5%
Manufacturing	-3.9%	68.9%	27.2%	-2.3%	-18.8%	23.0%
Admin, Support, Waste Mgmt	-13.7%	6.9%	4.8%	-15.8%	10.6%	9.7%
Telecom	-6.1%	-5.2%	-41.3%	-50.3%	-45.1%	-44.3%
All Others	5.9%	24.8%	-0.3%	-0.6%	-23.9%	-15.3%
TOTAL COLLECTIONS	9.6%	26.1%	5.2%	9.5%	-3.6%	3.9%

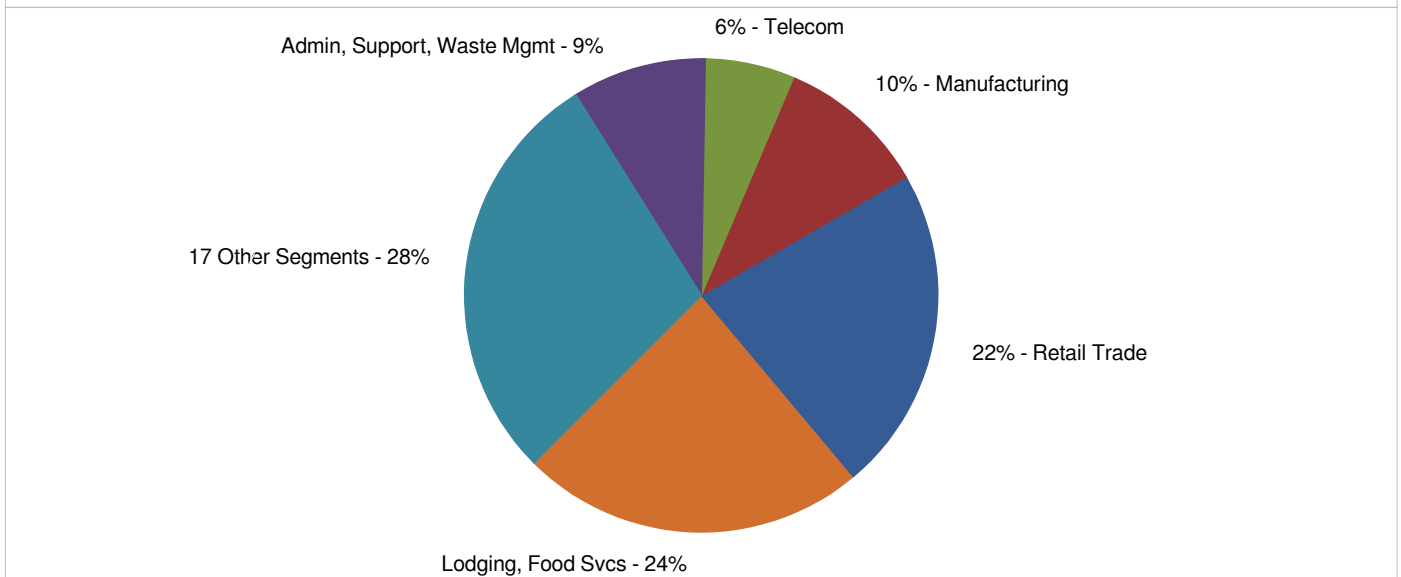
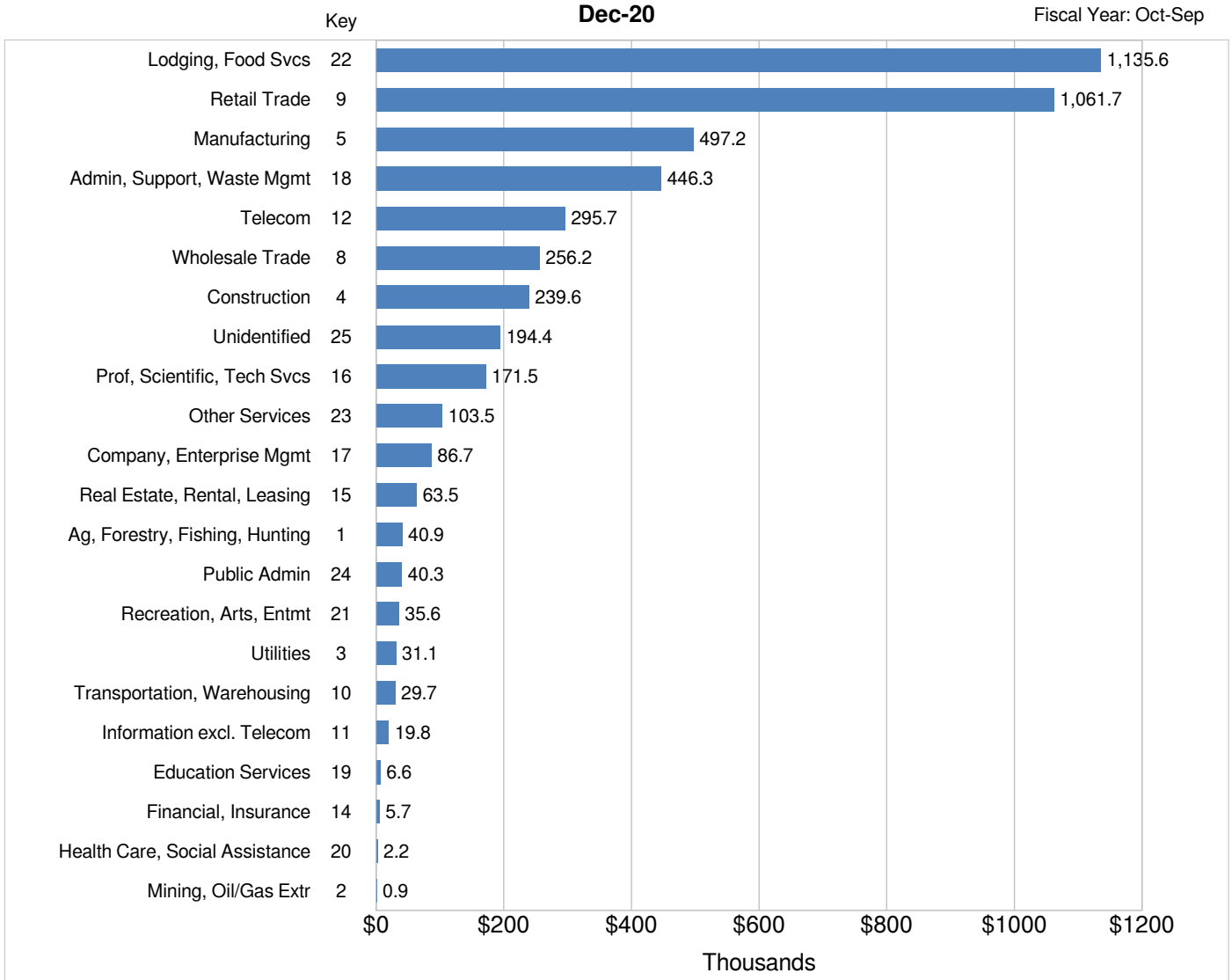
* Ranked by Current + Prior YTD Collections

Travis Co Esd 3

Telecommunications Sales Tax

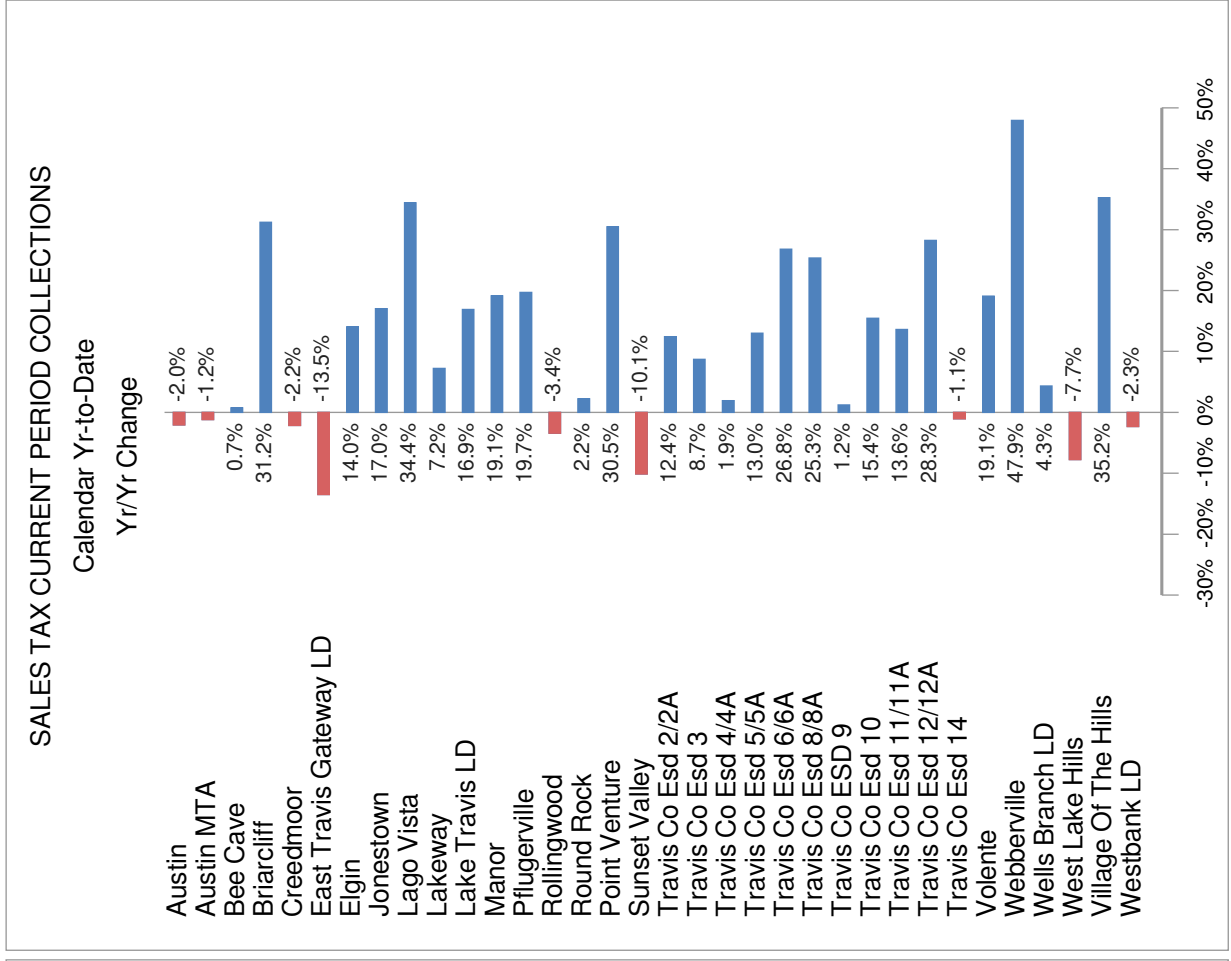
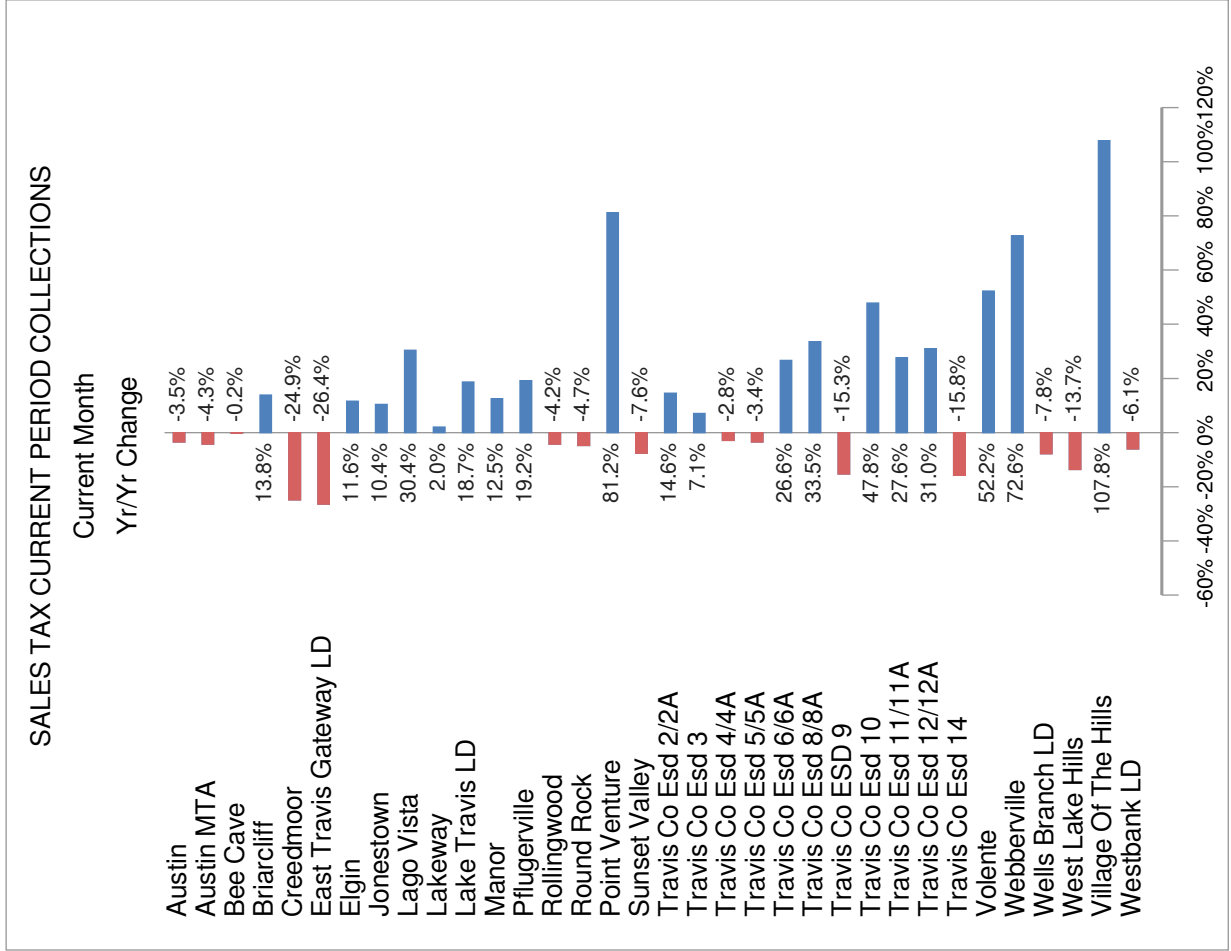


INDUSTRY SEGMENT SALES TAX RANK & DISTRIBUTION
(Prior Fiscal Year + Current Fiscal Year-to-Date)



SALES TAX TREND TRAVIS COUNTY

Dec-20



NAICS KEY

Code	Industry Segment
1	Ag, Forestry, Fishing, Hunting
2	Mining, Oil/Gas Extr
3	Utilities
4	Construction
5	Manufacturing
6	Included in Key No. 5
7	Included in Key No. 5
8	Wholesale Trade
9	Retail Trade
10	Transportation, Warehousing
11	Information excl. Telecom
12	Telecom
13	Included in Key No. 11
14	Financial, Insurance
15	Real Estate, Rental, Leasing
16	Prof, Scientific, Tech Svcs
17	Company, Enterprise Mgmt
18	Admin, Support, Waste Mgmt
19	Education Services
20	Health Care, Social Assistance
21	Recreation, Arts, Entmt
22	Lodging, Food Svcs
23	Other Services
24	Public Admin
25	Unidentified

OAK Hill Fire Department
Travis County Emergency Services District #3

Station 301
Circle Drive
9211 Circle Drive
Austin, Texas 78736
512-288-5576
Fax 512-288-5903



Station 302
Barton Creek
4111 Barton Creek
Austin, Texas 78735
Admin 512-288-5534
Fax 512-288-5844

November 2020 Report

Significant Events

November 6 (C) – Vehicle Extrication (AutoAid Received – Austin) – Barton Creek Blvd & Southwest Parkway

[QNT302] Quint 302 was called out for a reported MVA rollover. Arrived on the scene and had a 2 car MVA with one on the side rolled over off the road into the trees with a person still inside. Call was then upgraded to a Vehicle Rescue. Q302 pulled a line on the ground, pulled tools, and had E37 assist with stabilizing the vehicle. After further assessment, the windshield was removed and the person was helped out of the vehicle. Vehicle rescue was downgraded. EMS arrived and assessed the person. Second vehicle person refused care. Cleaned up the road and cleared E37. TCSO then cleared Q302.

November 20 (A) – Brush Fire – 11400 Antler Bend Rd

[BT301] Brush Truck 301 was called out for smoke investigation. On arrival, found a 2 acre brush fire behind a house and on some other land. BT301 found the land owner on the other side of the fence and she told us how to get around to her gate. BT301 drove around to meet her at her gate so she could let us in. Fire had stopped on its own, but some brush piles were still burning. BT301 put out brush piles and went around the perimeter of the fire to make sure it was all out. BT301 went through 3 tanks of water to get the fire out and cold with no smokes. After some time of making sure the fire was out and cold, BT301 then cleared the call.

[ENG301] Engine 301 called out to smoke investigation. On arrival, found a 2 acre brush fire. E301 crew parked on the road and went down to assist BT301 with putting out the fire. E301 used hand tools and red line to mop up the fire. After fire was out, E301 cleared the call.

November 30 (C) – Chimney Fire (AutoAid Received – Austin) – 9804 Derecho Dr

[ENG301] Engine 301 responded to a structure fire on Derecho Drive. Upon arrival of the address, no fire was visible on the front exterior of the home. Three to four people were standing on the front deck with the door open and no fire was seen inside the house. E301 assumed command and was in investigation mode. Upon arrival at the front door, the home residents said their chimney was on fire and one person went on the roof to extinguish the fire with a garden hose. A 360 degree walk around the house did not reveal any fire, smoke, or high heat signatures from the TIC from the home. The inside living room had a little smoke and a smoldering fire was in the hearth. The adjoining walls were not hot to the touch or revealed any high heat signatures from the TIC. E43 arrived and assisted with deploying the extension ladder on the C side of the home to inspect the chimney and chimney chase. The second floor and attic were investigated and did not reveal any smoke, fire, or high heat signatures from the TIC. All units were canceled except E301 and E43. Two firefighters deployed to the roof and reported that the chimney cap and chase were cold to the touch with no high heat signatures from the TIC on the chase and surrounding areas near the chimney.

The homeowners said they started the fire with a wood log and then put a creosote log on top of the wood that was burning. The homeowners could detect something wasn't right and went outside to witness flames coming out of the chimney cap and 911 was called. The

homeowners said they periodically have fires at home, but it has been close to 10 years since they've had the chimney professionally cleaned. The roof team reported a heavy buildup of creosote near the chimney cap. E301 and E43 Lieutenants were comfortable that fire did not escape the flue and any high buildup of heat and smoke had dissipated. The homeowners were advised to remain aware of any buildup of heat or smoke and call 911 if needed. All units cleared.

Automatic Aid Responses

Austin
 Manchaca – TCESD #5
 Lake Travis FR – TCESD #6
 Pedernales – TCESD #8
 Westlake – TCESD #9
 CE-Bar – TCESD #10
Total

November	
Received	Given To
21	22
0	0
0	2
0	1
0	0
0	0
21	23

2020	
Received	Given To
95	224
0	0
1	14
1	16
8	17
1	12
106	283

Mutual Aid Responses

North Hays County
Total

November	
Received	Given To
0	0
0	0

2020	
Received	Given To
0	4
0	4

Operations & Training

Unscheduled OT hours
 PTO hours taken
 Part Time hours
 Injuries
 Injuries lost time hours
 Physical Activity
 Volunteer Hours Contributed
 Training: Contact Classes Delivered
 Training: Contact Hours Delivered
 ENG301 Maintenance & Repair Costs
 QNT302 Maintenance & Repair Costs
 Staff Turnover

	November	2020
Unscheduled OT hours	277	5,820
PTO hours taken	1,444	8,860
Part Time hours	0	249
Injuries	0	0
Injuries lost time hours	0	1,257
Physical Activity	271	2,041
Volunteer Hours Contributed	36	577
Training: Contact Classes Delivered	466	6,571
Training: Contact Hours Delivered	965	17,976
ENG301 Maintenance & Repair Costs	\$0	\$7,016
QNT302 Maintenance & Repair Costs	\$0	\$15,138
Staff Turnover	0	0

Special Projects Status

- We are making tremendous progress on the expansion at Circle Drive. The interior finish out of the training room and shower areas is progressing with water connection occurring this week and the handrail being installed on the exterior of the expansion.



- Our personnel travelled to Ohio the week of December 14 for the final inspection of the new quint. The photo below shows the completed truck that will have its final detailing and a few adjustments made over the next couple of weeks. We anticipate delivery to our station in the February to March timeframe after it completes being outfitted with our equipment.



Incident Type Summary
Alarm Date Between {11/1/2020} And {11/30/2020}

